

## School Disaggregation by Role

**School:** SHIOCTON HI

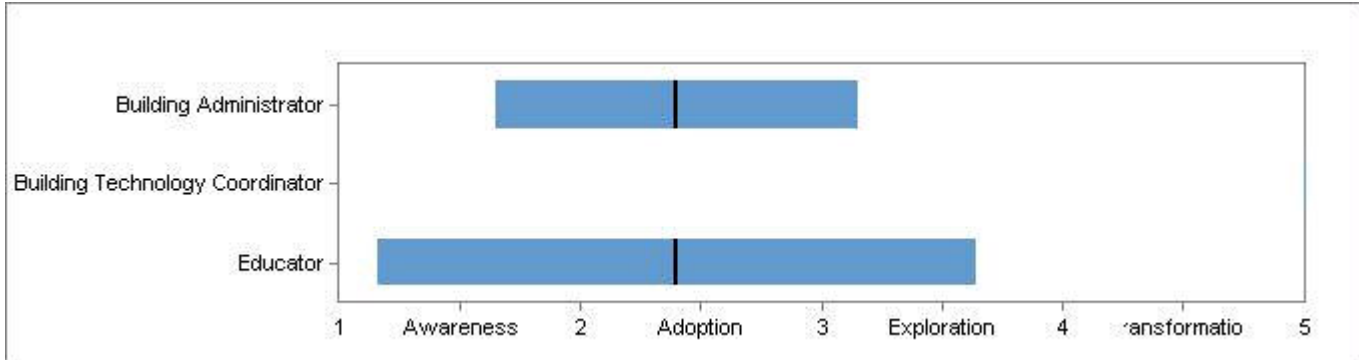
**District:** SHIOCTON

**City:** SHIOCTON **State:** WI - Wisconsin

**Survey Dates:** Feb 1 2007 through Feb 28 2007

**Note:** Results are omitted for educators and board members when fewer than three of them took the survey, and results are omitted for students, parents, and community members when fewer than five took the survey.

### Condition: Forward-Thinking, Shared Vision

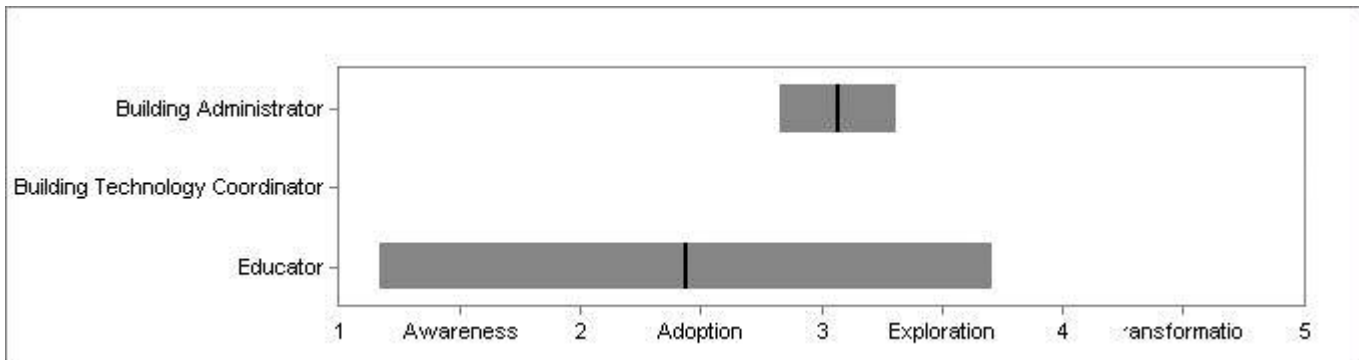


**Building Administrator:** Mean = 2.4    Variation = 0.75

**Building Technology Coordinator:** Mean = 5.12    Variation = 0

**Educator:** Mean = 2.4    Variation = 1.24

### Indicator: Digital-Age Vision for Learners




**Building Administrator:** Mean = 3.07    Variation = 0.24

**Building Technology Coordinator:** Mean = 5.12    Variation = 0

**Educator:** Mean = 2.44    Variation = 1.27


### Indicator: Sound Base in Research and Best Practices



**Building Administrator:** Mean = 3    Variation = 0

**Educator:** Mean = 2.39    Variation = 1.19

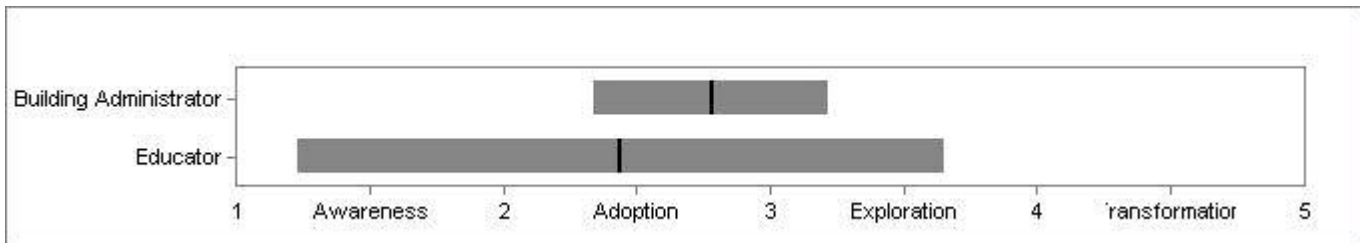
**Indicator: Community Linkages**



**Building Administrator:** Mean = 1.83    Variation = 0.17

**Educator:** Mean = 2.33    Variation = 1.28


**Indicator: Stakeholder Commitment**



**Building Administrator:** Mean = 2.78    Variation = 0.44

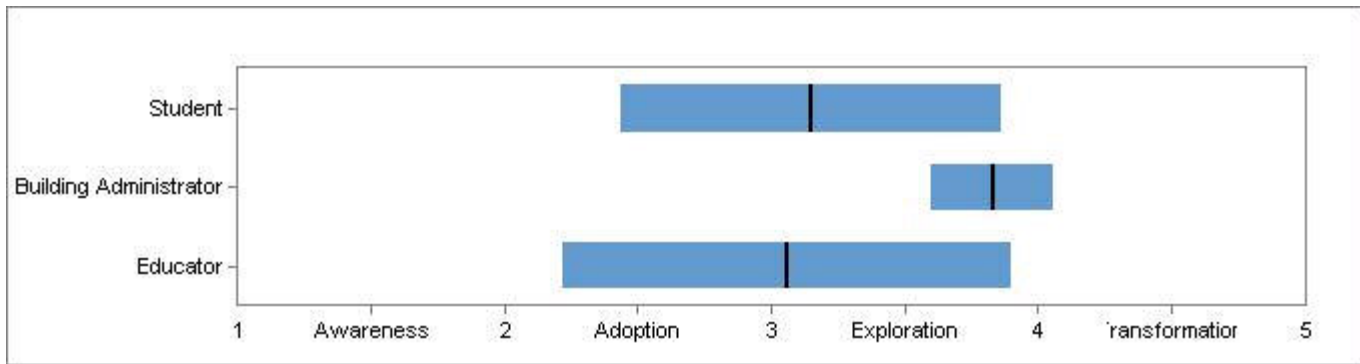
**Educator:** Mean = 2.44    Variation = 1.21

**Indicator: Communication**



**Building Administrator:** Mean = 1.33    Variation = 0.33

**Condition: Effective Teaching and Learning Practice**

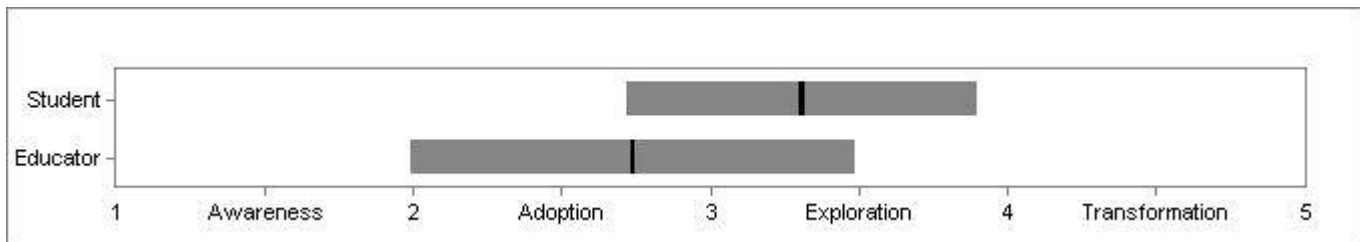


**Student:** Mean = 3.15    Variation = 0.71

**Building Administrator:** Mean = 3.83    Variation = 0.23

**Educator:** Mean = 3.06    Variation = 0.84

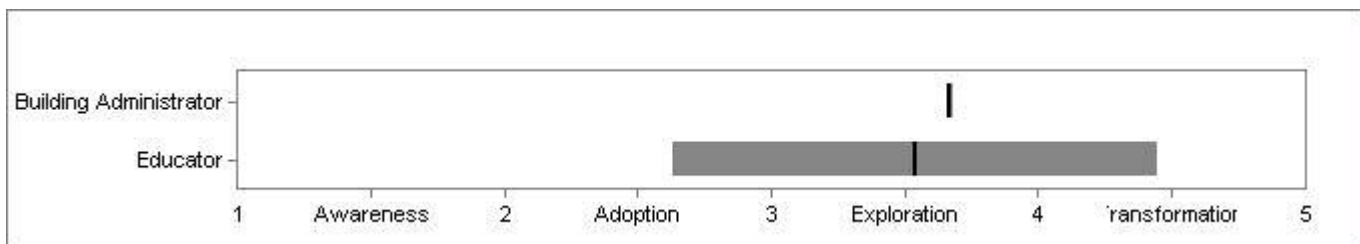
### Indicator: Learning Environment



**Student:** Mean = 3.31    Variation = 0.59

**Educator:** Mean = 2.74    Variation = 0.75


### Indicator: Alignment To the Vision



**Building Administrator:** Mean = 3.67    Variation = 0

**Educator:** Mean = 3.54    Variation = 0.91

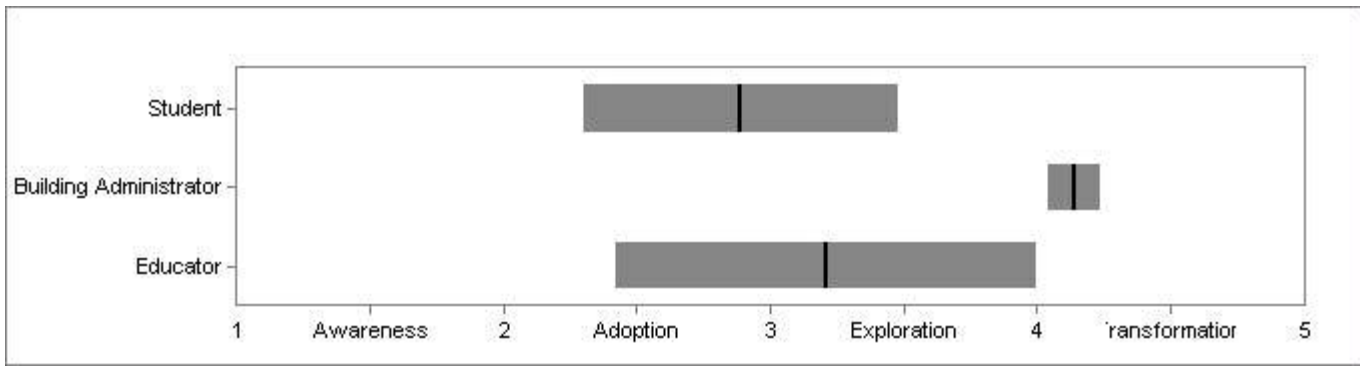
### Indicator: Relevance



**Student:** Mean = 3.23    Variation = 0.85

**Educator:** Mean = 2.79    Variation = 0.63

### Indicator: Range of Use




**Student:** Mean = 2.89    Variation = 0.59

**Building Administrator:** Mean = 4.14    Variation = 0.1

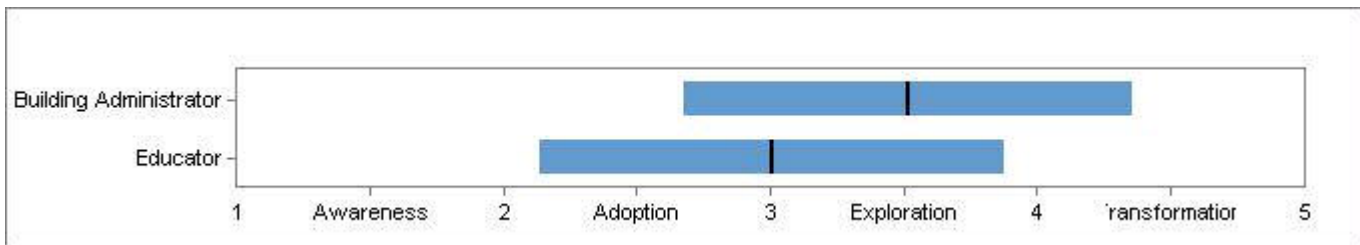
**Educator:** Mean = 3.21    Variation = 0.79

**Indicator: Sound Base in Research and Best Practices**



**Building Administrator:** Mean = 3.67    Variation = 0


**Condition: Educator Proficiency**



**Building Administrator:** Mean = 3.52    Variation = 0.84

**Educator:** Mean = 3.01    Variation = 0.87

**Indicator: Cultivation of Digital-Age Skills and Processes**



**Building Administrator:** Mean = 3.8    Variation = 0.13

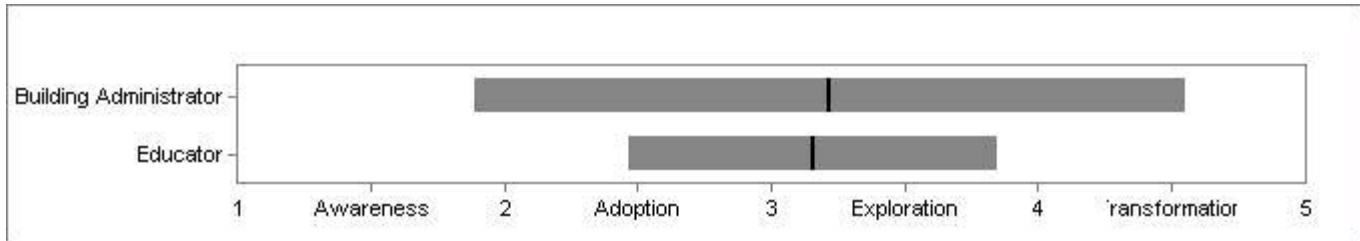
**Educator:** Mean = 2.98    Variation = 0.8

**Indicator: Planning and Design**



**Educator:** Mean = 2.93    Variation = 0.7

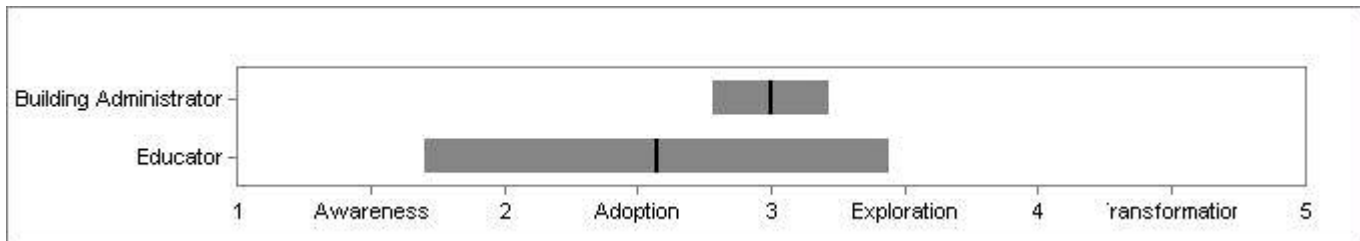
**Indicator: Implementing Technology-Supported Learning**



**Building Administrator:** Mean = 3.22    Variation = 1.33

**Educator:** Mean = 3.16    Variation = 0.69

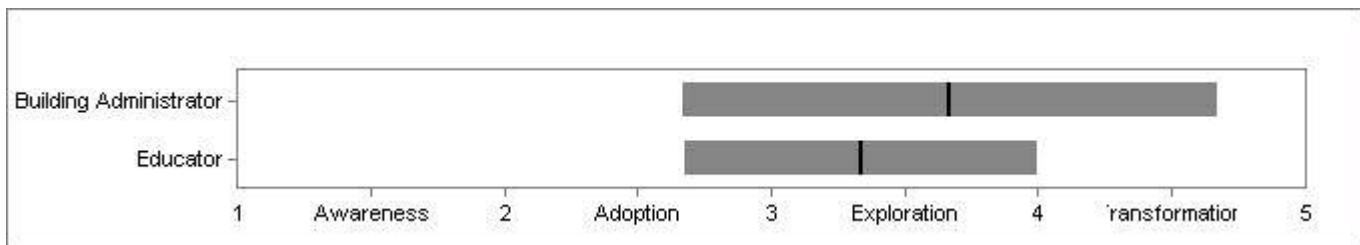
**Indicator: Assessment Literacy**



**Building Administrator:** Mean = 3    Variation = 0.22

**Educator:** Mean = 2.57    Variation = 0.87

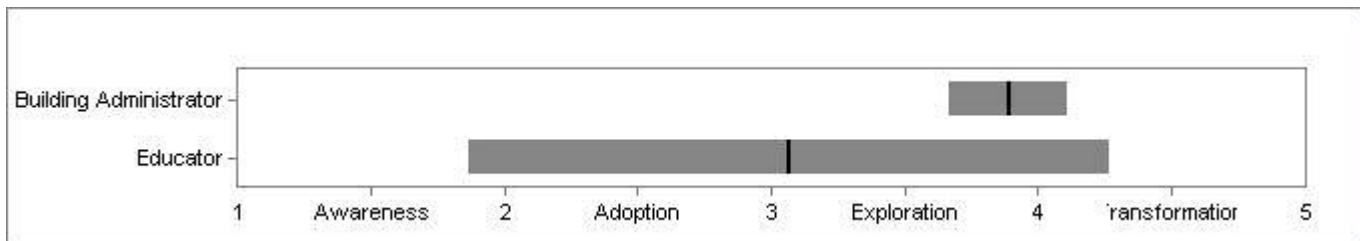
**Indicator: Professional Practice and Productivity**



**Building Administrator:** Mean = 3.67    Variation = 1

**Educator:** Mean = 3.34    Variation = 0.66

**Indicator: Social, Ethical, and Legal Issues**

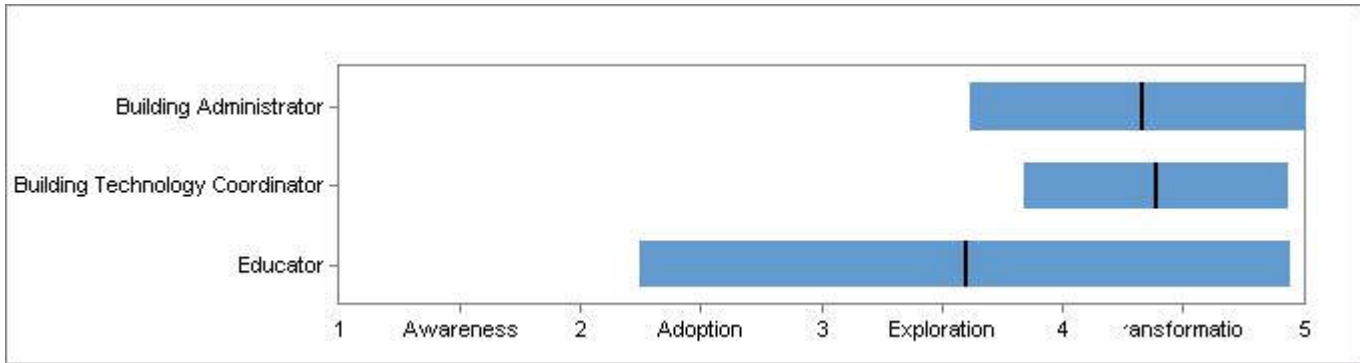


**Building Administrator:** Mean = 3.89    Variation = 0.22

**Educator:**

Mean = 3.07    Variation = 1.2

### Condition: Digital-Age Equity

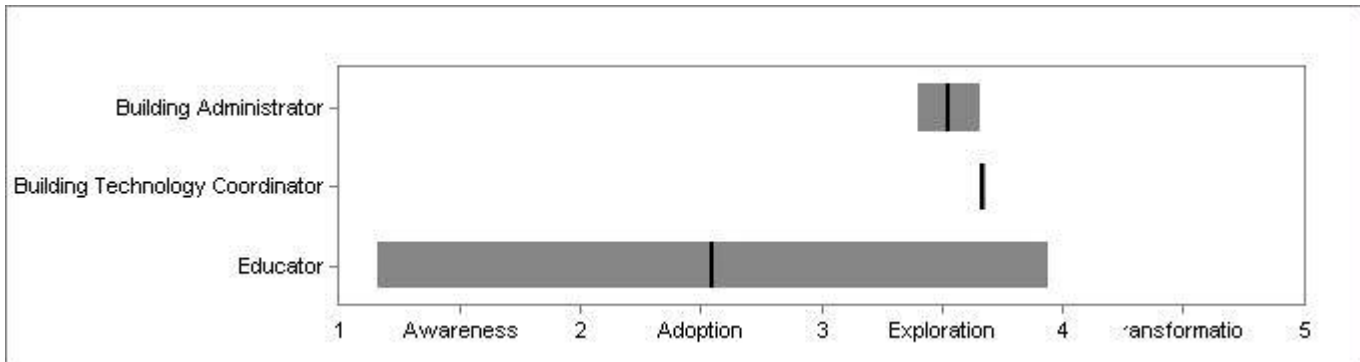


**Building Administrator:** Mean = 4.33    Variation = 0.71

**Building Technology Coordinator:** Mean = 4.39    Variation = 0.55

**Educator:** Mean = 3.6    Variation = 1.35

### Indicator: Digital Equity: Socioeconomic

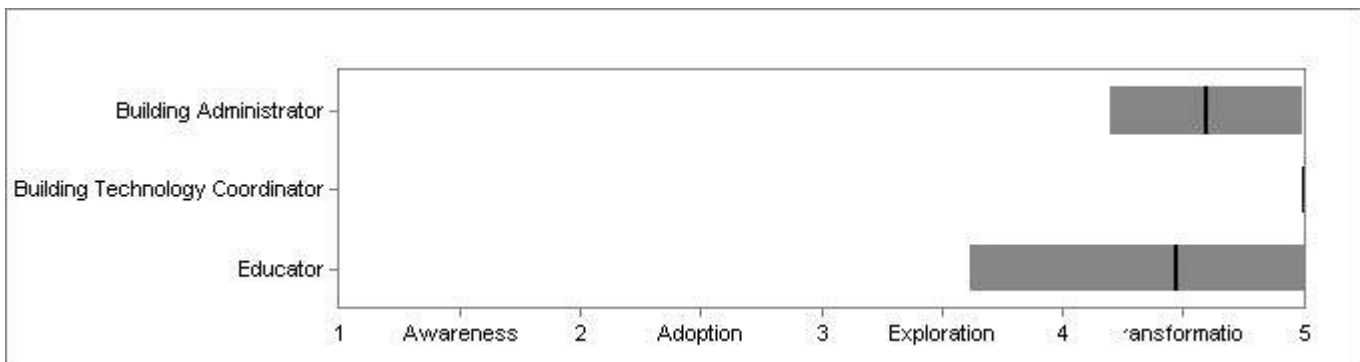


**Building Administrator:** Mean = 3.53    Variation = 0.13

**Building Technology Coordinator:** Mean = 3.67    Variation = 0

**Educator:** Mean = 2.55    Variation = 1.39

### Indicator: Digital Equity: Gender



**Building Administrator:** Mean = 4.6    Variation = 0.4

**Building Technology Coordinator:** Mean = 5    Variation = 0

**Educator:** Mean = 4.47    Variation = 0.85

### Indicator: Digital Equity: Race



**Building Administrator:** Mean = 4.2    Variation = 0.8

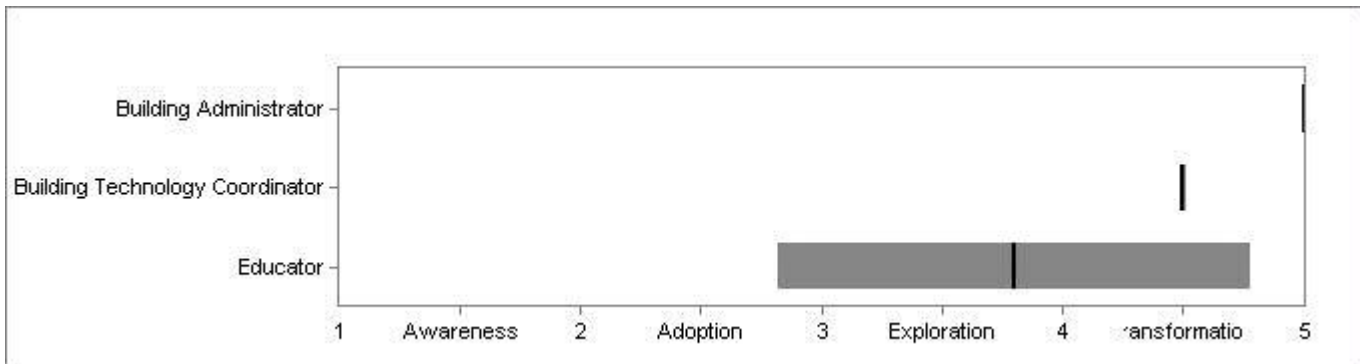
**Educator:** Mean = 3.63    Variation = 1.45

**Indicator: Digital Equity: Special Needs**



**Educator:** Mean = 3.67    Variation = 1.25

**Indicator: Digital Equity: Systemwide**

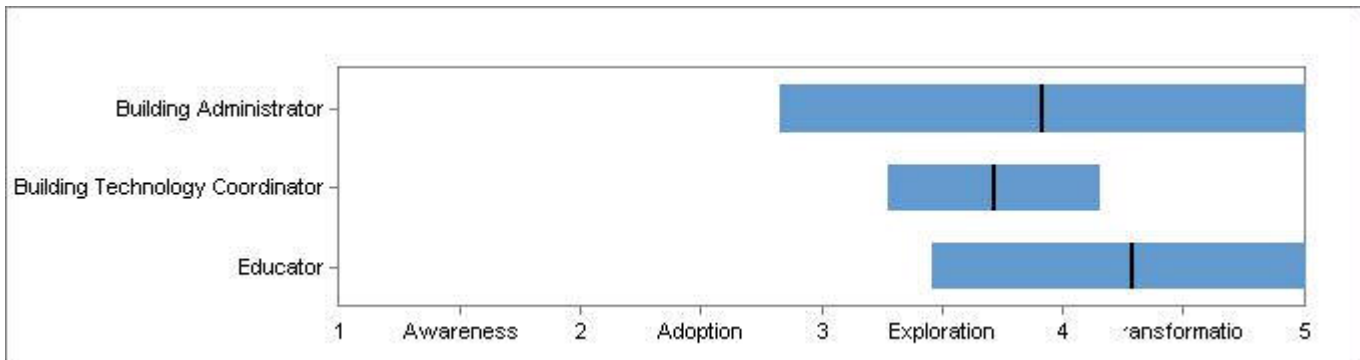


**Building Administrator:** Mean = 5    Variation = 0

**Building Technology Coordinator:** Mean = 4.5    Variation = 0

**Educator:** Mean = 3.8    Variation = 0.98

**Condition: Robust Access Anywhere, Anytime**




**Building Administrator:** Mean = 3.92    Variation = 1.09

**Building Technology Coordinator:** Mean = 3.72    Variation = 0.44

**Educator:** Mean = 4.29    Variation = 0.83

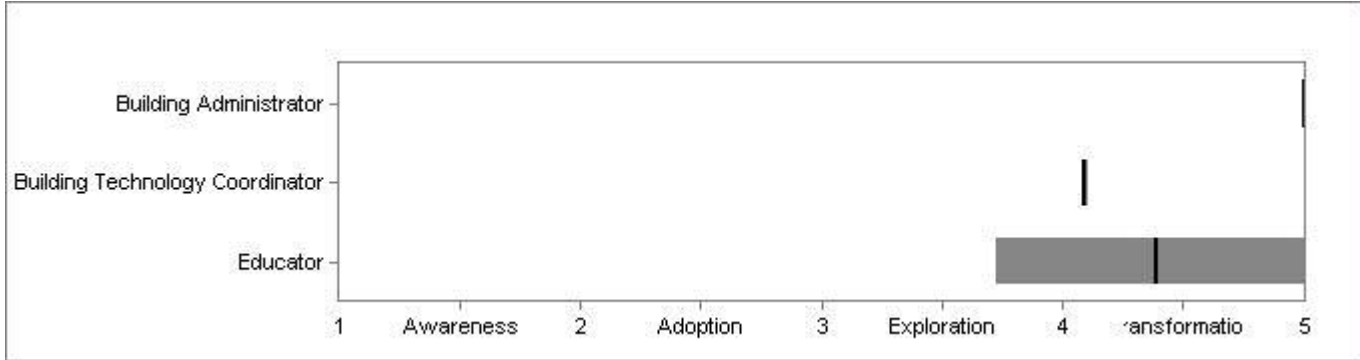
### Indicator: Technology Resources



**Building Administrator:** Mean = 3    Variation = 0

**Building Technology Coordinator:** Mean = 3    Variation = 0

### Indicator: Connectivity

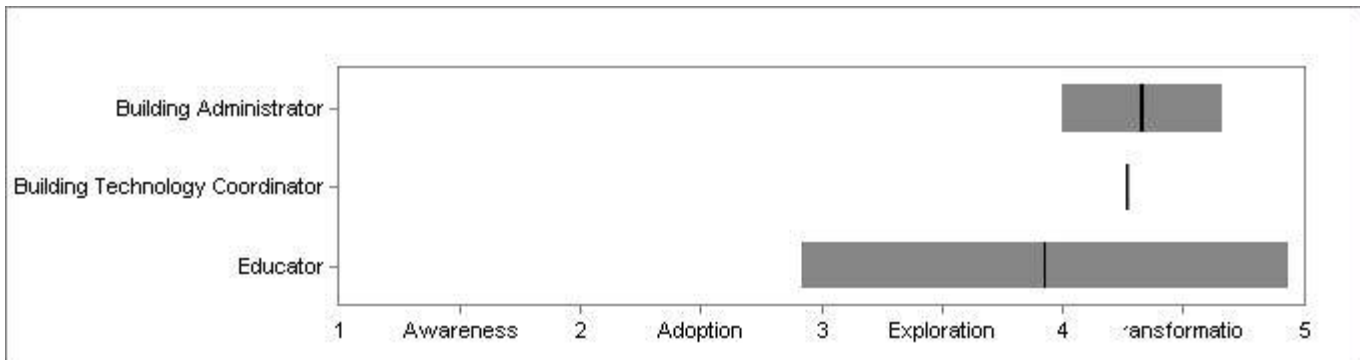


**Building Administrator:** Mean = 5    Variation = 0

**Building Technology Coordinator:** Mean = 4.09    Variation = 0

**Educator:** Mean = 4.39    Variation = 0.66

### Indicator: Technical Support




**Building Administrator:** Mean = 4.33    Variation = 0.33

**Building Technology Coordinator:** Mean = 4.27    Variation = 0

**Educator:** Mean = 3.93    Variation = 1.01

### Indicator: Technology-Ready Facilities



**Building Administrator:** Mean = 4.34 Variation = 0.67

**Building Technology Coordinator:** Mean = 3.59 Variation = 0

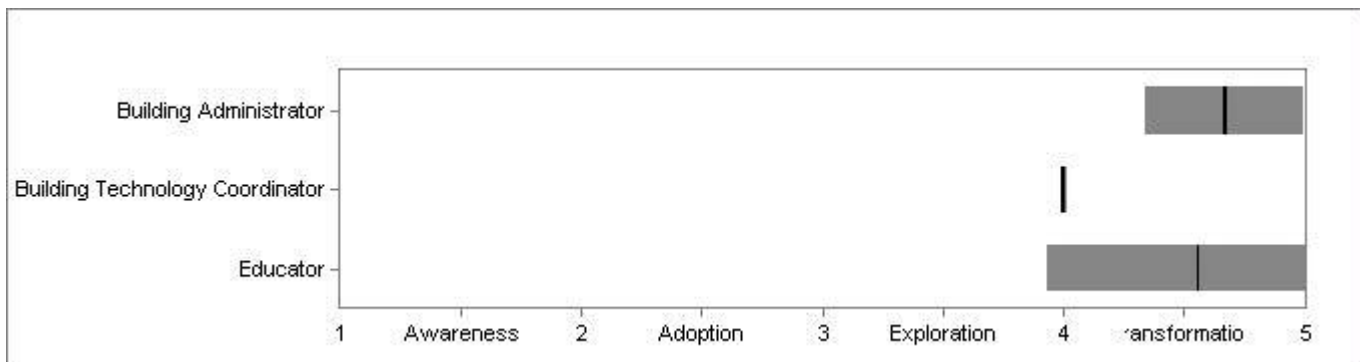
### Indicator: Virtual Learning Opportunities



**Building Administrator:** Mean = 2.2 Variation = 0.8

**Building Technology Coordinator:** Mean = 3.4 Variation = 0

### Indicator: Administrative Processes and Operations

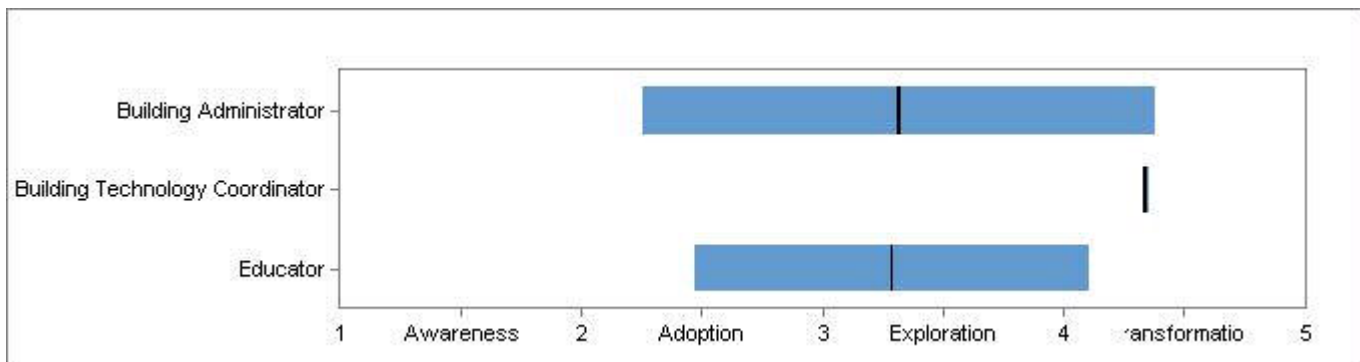


**Building Administrator:** Mean = 4.67 Variation = 0.33

**Building Technology Coordinator:** Mean = 4 Variation = 0

**Educator:** Mean = 4.56 Variation = 0.63

### Condition: Systems and Leadership




**Building Administrator:** Mean = 3.32 Variation = 1.06

**Building Technology Coordinator:** Mean = 4.34 Variation = 0

**Educator:** Mean = 3.29 Variation = 0.82

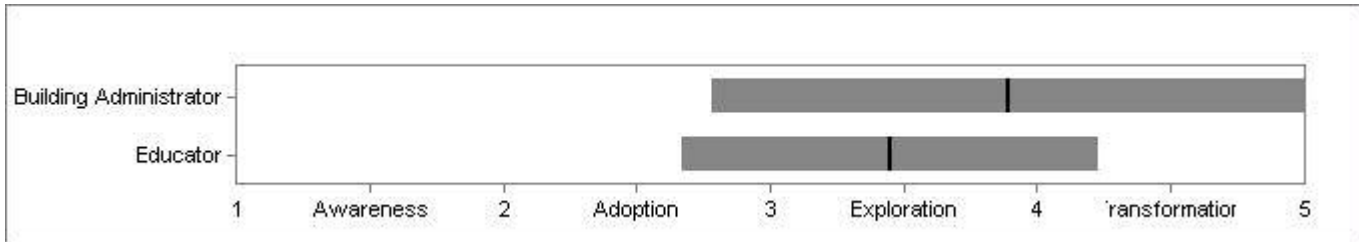
**Indicator: Systems Thinking and Process Reengineering**



**Building Administrator:** Mean = 3.27 Variation = 0

**Educator:** Mean = 3.02 Variation = 0.83

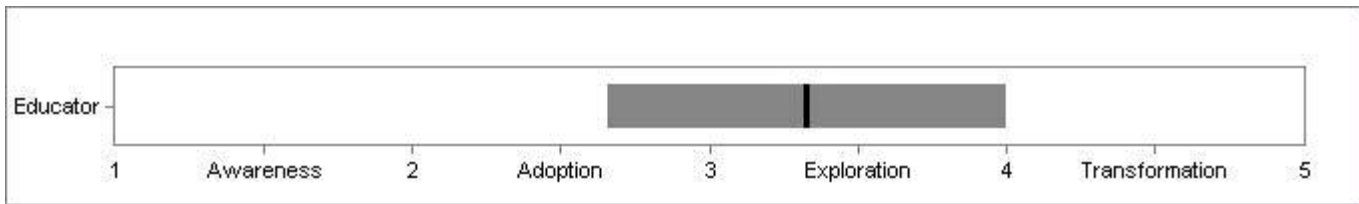
**Indicator: Digital-Age Standards and Assessments**



**Building Administrator:** Mean = 3.89 Variation = 1.11

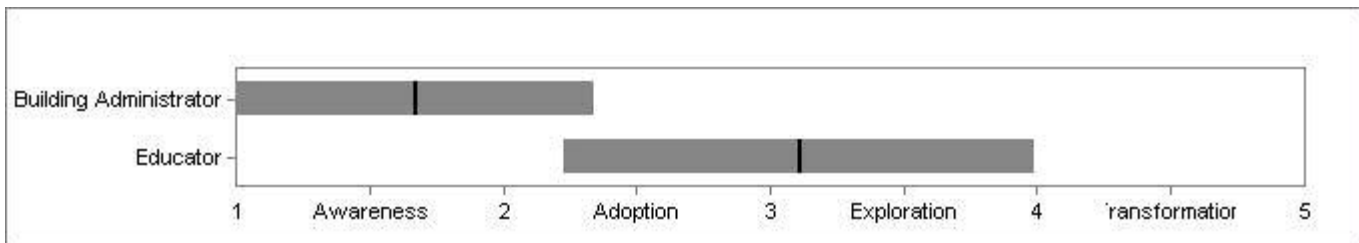
**Educator:** Mean = 3.45 Variation = 0.78

**Indicator: Culture of Learning and Innovation**



**Educator:** Mean = 3.33 Variation = 0.67

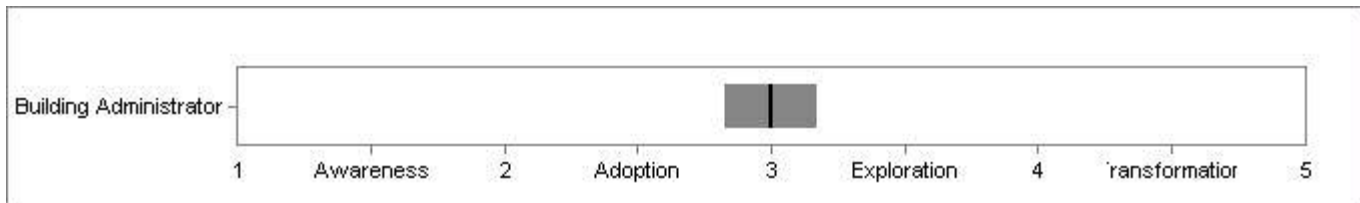
**Indicator: Community Connections**



**Building Administrator:** Mean = 1.67 Variation = 0.67

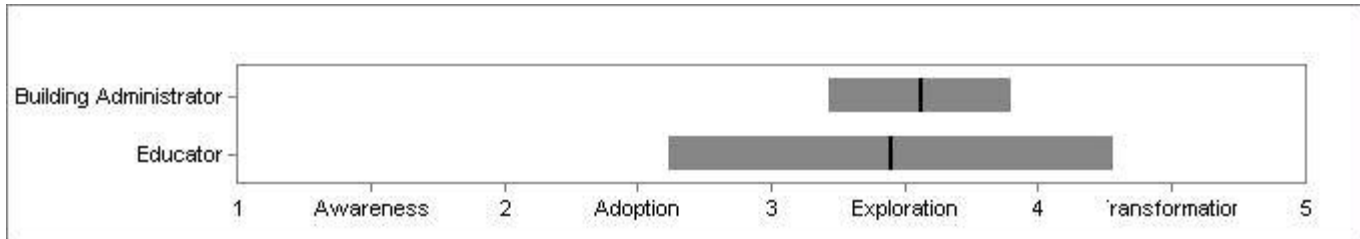
**Educator:** Mean = 3.11 Variation = 0.88

**Indicator: Administrator Proficiency**



**Building Administrator:** Mean = 3    Variation = 0.17

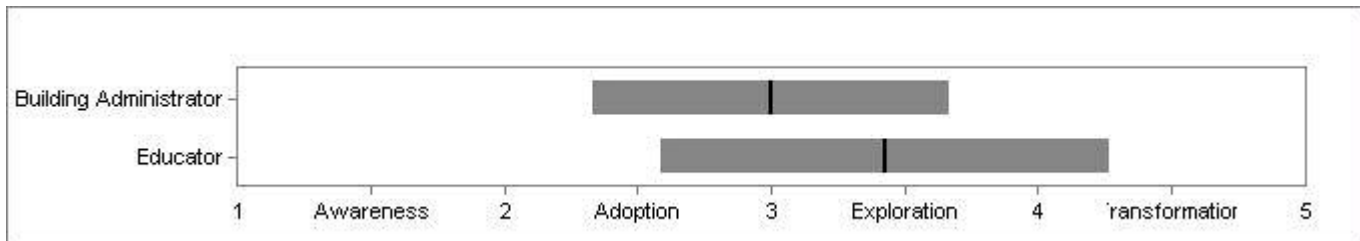
**Indicator: Professional Development**



**Building Administrator:** Mean = 3.56    Variation = 0.34

**Educator:** Mean = 3.45    Variation = 0.83


**Indicator: Data-Driven Decision Making and Accountability**



**Building Administrator:** Mean = 3    Variation = 0.67

**Educator:** Mean = 3.43    Variation = 0.84

**Indicator: Comprehensive, Prioritized Funding**



**Building Administrator:** Mean = 4.83    Variation = 0.17

**Building Technology Coordinator:** Mean = 4.34    Variation = 0

enGauge Framework and Online Assessment © 2008 Learning Point Associates.